



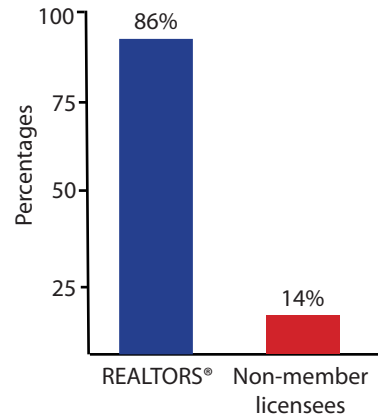
# The REALTOR® Difference: The Best of the Best

This information was compiled by Smart Numbers on behalf of Georgia REALTORS®.  
Data measures dollar volume and production for January 1 - December 31, 2013.

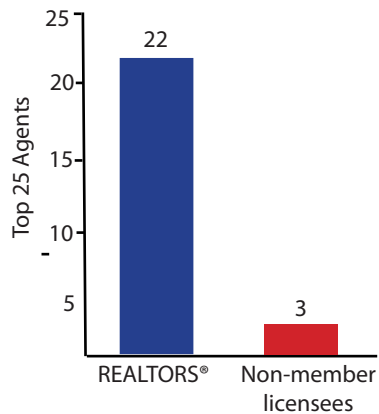
## Georgia MLS

REALTOR® Members: 59%  
Non-member licensees: 41%

Dollar Volume



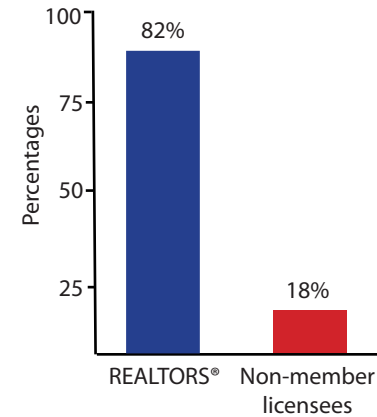
Top Producers



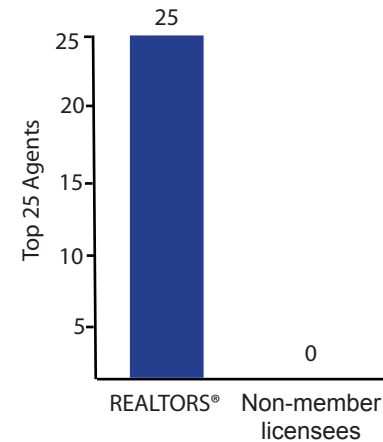
## FMLS

REALTOR® Members: 47%  
Non-member licensees: 53%

Dollar Volume



Top Producers



*The information contained in this product, compiled by Smart Numbers®, is believed by the publisher to be reliable, but its accuracy is not guaranteed. It was compiled from relevant public records, but it is not implied by the publisher (or any other organization and/or government agency) that it represents an "official" replication thereof. Due diligence was taken by the publisher in the acquisition, editing and reporting of the information herein, but neither the publisher nor the sources thereof assumes any liability to any party for any loss or damage caused by errors or omissions from negligence, accident or any other cause, and the publisher, hereby disclaims any liability for any such loss or damage.*